

UN-Water Work Programme 2024-2025



United
Nations



UN WATER

© UN-Water, 2024

Copies available from:

UN-Water

7 bis, Avenue de la Paix, CH-1211

Geneva, Switzerland

Tel: +41 22 730 8636

Email: unwater@un.org

Web: www.unwater.org

We gratefully acknowledge the contributions to the UN-Water Inter-Agency Trust Fund from the following entities:




Table of Contents

INTRODUCTION	3
PART 1 STRATEGIC OUTLOOK.....	4
THEORY OF CHANGE FOR THE UN-WATER WORK PROGRAMME 2024-2025... 	4
UN-WATER’S FOCUS IN 2024-2025.....	8
PART 2 UN-WATER RESULTS AREAS 2024-2025	9
Results Area 1 Informing policy processes and addressing emerging issues....	9
Results Area 2 Supporting monitoring and reporting on water and sanitation .	10
Results Area 3 Building knowledge and inspiring people to take action	11
Results Area 4 Effective management of efforts aimed at improved coordination and coherence among UN-Water Members and Partners at all levels	12
PART 3 AN OVERVIEW OF UN-WATER’S GOVERNANCE.....	14
ANNEX 1. UN-WATER RESULTS MATRIX 2024-2025.....	16
ANNEX 2. UN-WATER INDICATIVE BUDGET 2024-2025	16
ANNEX 3. UN-WATER MEMBERS	20
ANNEX 4. UN-WATER PARTNERS	21

ANNEX 5. UN-WATER DONORS22

ANNEX 6. ACRONYMS.....22

Introduction

At the halfway mark of the 2030 Agenda for Sustainable Development, compounding crises marked by geopolitical tensions, conflict, and increasingly visible and devastating impacts of climate change, threaten the prospect of making the Sustainable Development Goals (SDGs) a reality. In this context, water action must become a catalyst for progress across the 2030 Agenda. Through its central role in climate, energy, cities, the environment, food security, poverty, gender equality and health, water and sanitation can be an accelerator of sustainable development across our societies.

Yet, today a quarter of the global population – 2.2 billion people – use unsafe drinking water sources, and 3.5 billion people live without safely managed sanitation. Over 40 per cent of household wastewater is not treated properly, damaging ecosystems and human health. Water-related disasters have dominated the list of disasters over the past 50 years and account for 70 per cent of all deaths related to natural disasters. With growing populations, increasingly water-intensive agriculture and industries, and worsening climate change in “the era of global boiling”¹, guaranteeing a well-functioning water cycle for all people everywhere is essential to ensure human health, environmental integrity and a sustainable, equitable future.

The midterm comprehensive review of the implementation of the International Decade for Action, ‘Water for Sustainable Development’ 2018-2028², or United Nations (UN) 2023 Water Conference, which was co-hosted by the governments of the Netherlands and Tajikistan and took place in New York on 22-24 March 2023, provided a fresh vision of hope and cooperation, gathering governments, businesses, youth, women, indigenous representatives, civil society and academia behind an ambitious Water Action Agenda, including over 800 voluntary commitments to date. As such, it was the most important water-related event in nearly 50 years. It was an unprecedented watershed moment for the international community that recognized the global water cycle as a global common good, and included the United Nations Secretary-General’s considered appointment of a Special Envoy for water as one of its outcomes.

Guided by the United Nations Secretary-General’s vision in *Our Common Agenda*³ and by its [2030 Strategy](#), UN-Water, as the United Nations’ coordination mechanism for all freshwater-related issues including sanitation, is a key player in the 2030 Agenda and for the United Nations 2023 Water Conference and Water Action Agenda follow-up and implementation. UN-Water is the ‘one voice’ of the United Nations system on all water and sanitation-related issues, it is responsible for the monitoring and reporting of SDG 6 and, through the UN-Water Chair’s action

¹ <https://news.un.org/en/story/2023/07/1139162>

² [A/RES/73/226](https://www.un.org/press/en/2023/A/RES/73/226)

³ <https://www.un.org/en/un75/common-agenda>

and the global campaigns (World Water Day, World Toilet Day and the Water Action Decade 2018-2028), it strengthens the global water agenda, aiming for positive returns on health, poverty reduction, gender equality, environment, sustainable development, climate change resilience and security, food and energy security, transboundary cooperation, and greater civic space and partnership.

UN-Water's overarching focus in the 2024-2025 biennium is to support the follow-up to the United Nations 2023 Water Conference and to accelerate progress on SDG 6 through its Members and Partners and in support of all United Nations Member States. UN-Water will do so through its three main lines of work, identified as areas where it best complements and adds value to the activities of its Members and Partners by facilitating synergies and joint efforts:

1. Informing policy processes and addressing emerging issues.
2. Supporting monitoring and reporting on water and sanitation, including through more disaggregated data.
3. Building knowledge and inspiring people to take action.

This Work Programme presents UN-Water's action in 2024-2025 and is divided into three parts:

1. UN-Water's strategic outlook.
2. UN-Water's expected results in 2024-2025.
3. An overview of UN-Water and its governance structure.

The Results Matrix, the Indicative Budget, a list of UN-Water Members and Partners, a list of UN-Water donors and a list of the acronyms used are included as annexes.

Part 1 Strategic Outlook

The United Nations 2023 Water Conference was the most important water-related event in nearly 50 years. It brought political leadership, concrete actions and cooperation from all stakeholders to address the global water challenges and increased political attention and public awareness to mobilize water action.

The Conference process has changed how water is prioritized and addressed holistically at the global, regional and national levels. Using the political momentum created by the Conference, we now need to mobilize action across countries, sectors, and stakeholders, pour in more funds, fill the data gaps, invest in the water and sanitation workforce, boost innovation and maximize cooperation.

Theory of change for the UN-Water Work Programme 2024-2025

Securing a sustainable water future and ensuring that SDG 6 delivers positive returns across the 2030 Agenda depends on our ability to guarantee adequate, efficient, effective, and economic allocation and use of water resources across all actors and sectors. This in turn requires policy coherence on water at all levels and a step change in the way the United Nations system prioritizes and mainstreams water into its work and across intergovernmental processes.

The United Nations 2023 Water Conference is a milestone towards strengthening the United Nations system's efforts on water and sanitation. The [SDG 6 Synthesis Report on Water and Sanitation 2023](#) presents the joint vision and response from the United Nations system and its partners on the way ahead following the

Conference. It puts forward recommendations (see below Figure 5 of the SDG 6 Synthesis Report 2023) to ensure elevated, mainstreamed, coordinated water action in the United Nations system, including: the mainstreaming of water in all relevant intergovernmental processes, regular intergovernmental meetings on water, a dedicated system-wide water and sanitation strategy, and a strengthening of United Nations agencies' water and sanitation programmes as well as the centre of coordination.

To support the realization of this vision, the following steps are required and inform the UN-Water Work Programme 2024-2025:

1. Strengthened support at the top of the United Nations system.

Concretely in the Work Programme, it translates into:

- a. UN-Water Meetings at the United Nations Executive Heads level.
- b. Development and implementation of a United Nations system-wide strategy for water and sanitation, based on the SDG 6 Global Acceleration Framework.
- c. Coordination activities, including Task Forces and Expert Groups, prioritizing and upscaling water and sanitation programmes, including adequate allocation of resources internally in the United Nations system.

2. Strengthened coordinated action from UN-Water Members and Partners,

including through dedicated human and financial resources among UN-Water Members. Concretely in the Work Programme, it translates into:

- a. Coordination of activities related to SDG 6 Global Acceleration Framework and Water Action Agenda implementation and follow-up.

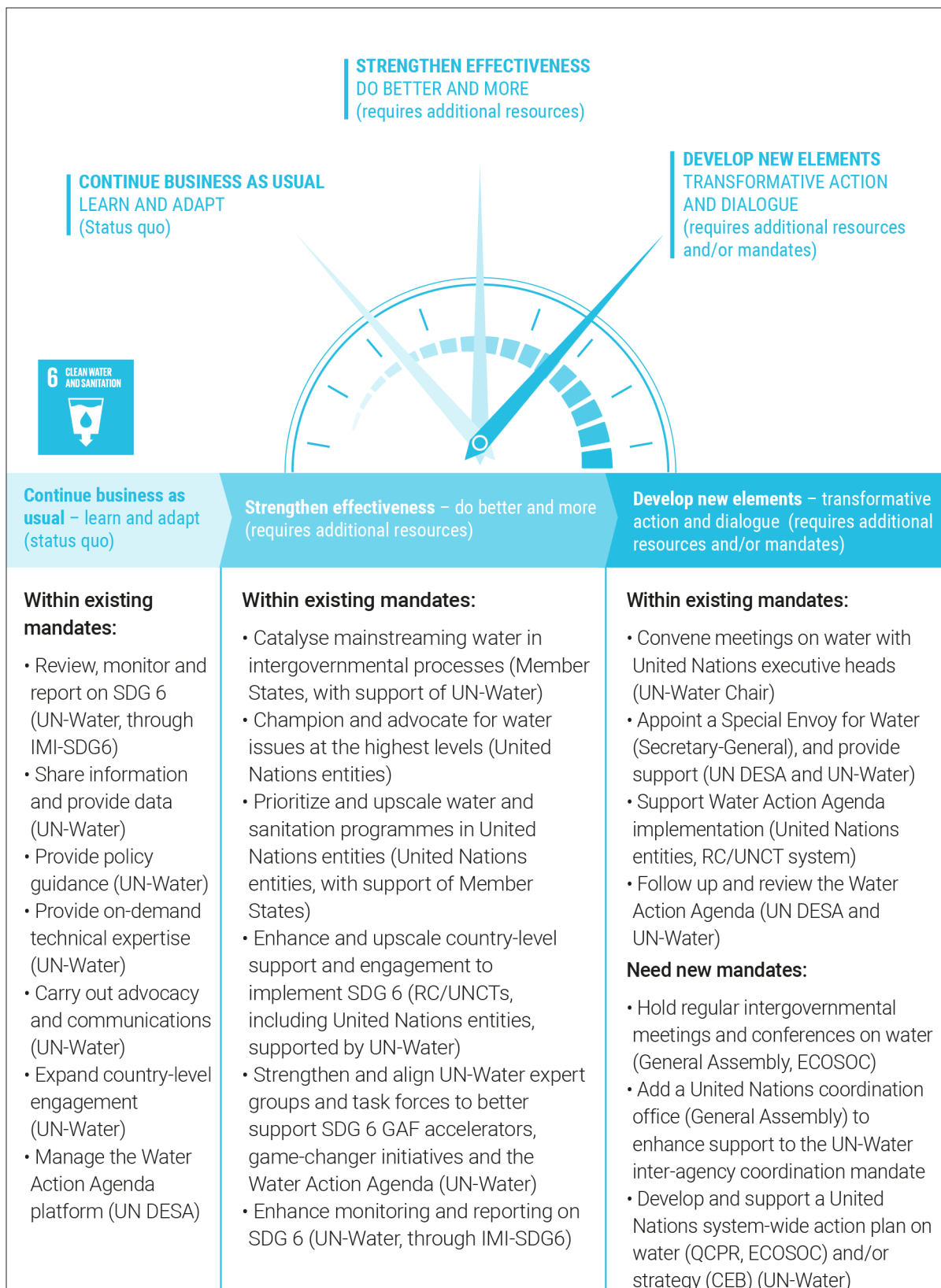


Figure 1: Options for how the United Nations system can support SDG 6 progress acceleration.

- b. Coordination of activities related to mainstreaming water across relevant intergovernmental processes.
- c. Additional resources for effective country-level and regional-level coordination interface.
- d. Leveraging new alliances and partnerships across all relevant sectors and stakeholders.

3. Strengthened centre of coordination, including UN-Water’s resources to support the United Nations system’s strengthened capacity to deliver results. Concretely in the Work Programme, it translates into:

- a. Strengthening technical/ political coordination and outreach capacity of UN-Water.

UN-Water’s focus in 2024-2025

During this biennium UN-Water’s response and focus will be:

1. Transforming the SDG 6 Global Acceleration Framework into a United Nations system-wide strategy for water and sanitation, to operationalize inter-agency coordination for SDG 6 acceleration.
2. Ensuring the successful implementation and follow-up to the United Nations 2023 Water Conference and Water Action Agenda.
3. Mainstreaming water in all relevant intergovernmental processes, by integrating water into the agendas of global, regional and national efforts on climate change, health, biodiversity, food, energy, and disaster risk reduction, among others.

UN-Water focuses its interventions at the level of the United Nations family and demonstrates that the sum of its work is greater than its parts. UN-Water adds value by mobilizing global, regional, local and people action, by working across and interlinking different sectors, and by supporting the reform of the United Nations Development System, specifically providing technical assistance to the United Nations Resident Coordinators and Country Teams. As highlighted in the [UN-Water 2030 Strategy](#) and in its [Terms of Reference](#), three lines of work guide UN-Water’s actions, to ensure that UN-Water focuses its resources to where it has the greatest impact:

1. Informing policy processes and addressing emerging issues (Results Area 1) – for example, by providing consolidated and coherent policy advice and technical input to inform decision-making at national and international levels.

2. Supporting monitoring and reporting on water and sanitation (Results Area 2) – for example, by providing an integrated framework for monitoring and reporting on water and sanitation in the 2030 Agenda.

3. Building knowledge and inspiring people to take action (Results Area 3) – for example, by raising awareness and sharing lessons learned on the importance of water and sanitation through the campaigns for the United Nations international observances World Water Day and World Toilet Day, and the Water Action Decade 2018-2028.

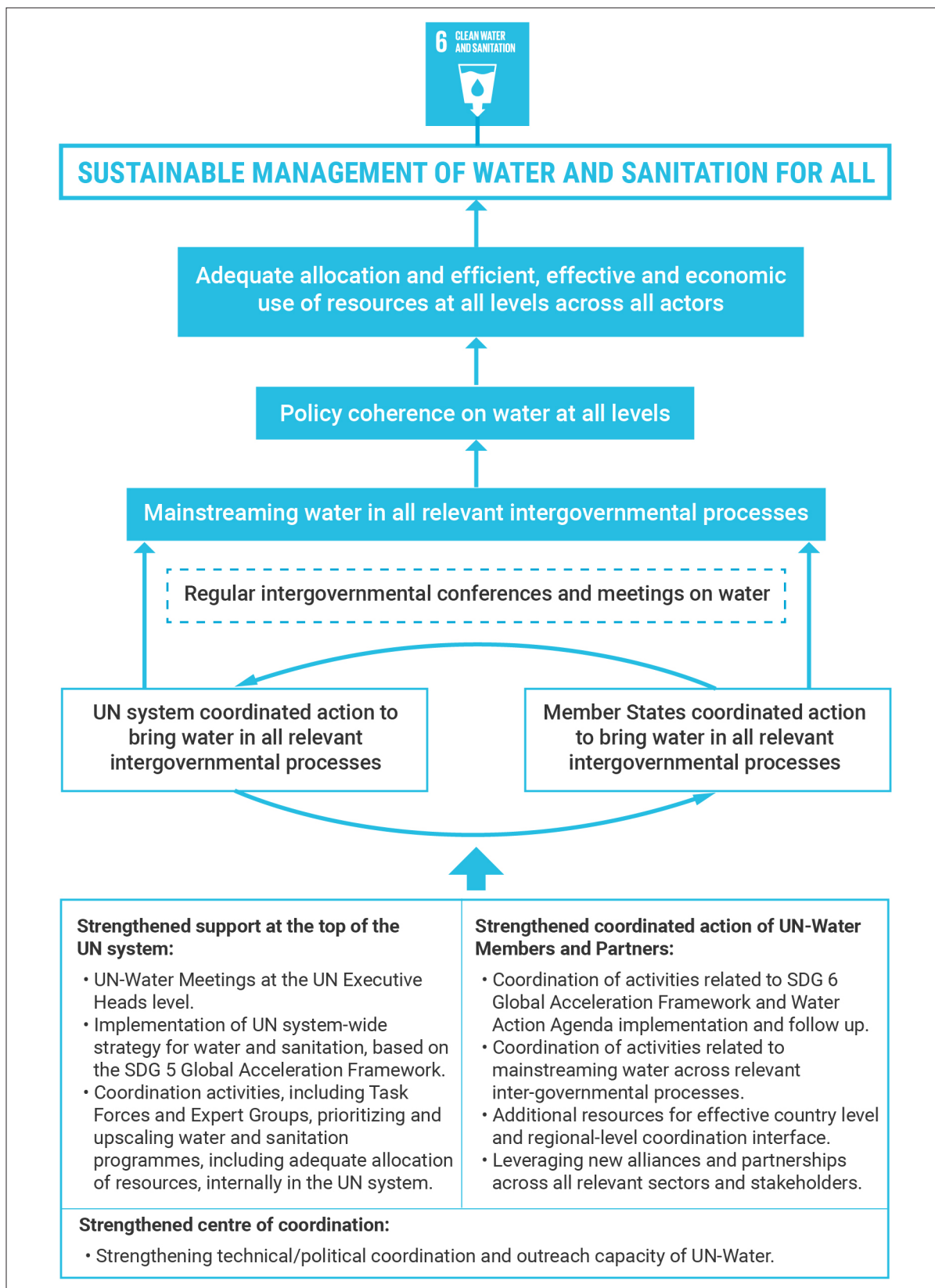


Figure 2: Theory of Change.

Part 2

UN-Water

Results Areas

2024-2025

UN-Water's work is organised around four Results Areas. They are seen as areas where UN-Water, as a collective body, can add value to the activities of its Members and Partners and, by extension, to United Nations Member States. The UN-Water Results Areas are presented below, together with their expected outcomes, main activities and outputs. Their full description can be found in the Results Matrix in Annex 1 and their Indicative Budget in Annex 2. The first three Results Areas each contribute directly to the three outcomes identified in the [UN-Water 2030 Strategy](#), while the fourth Results Area ensures agile and collectively owned UN-Water operations.

Results Area 1 Informing policy processes and addressing emerging issues

Outcome: Enhanced capacity of the United Nations system to respond systematically, collectively and in a timely way to Member States' requests, providing technical input to policy processes and addressing emerging issues.

Member States are increasingly turning to UN-Water for consolidated expertise of the United Nations system to support water-related policy processes. For this reason, UN-Water has identified a need to work

more proactively on identifying emerging issues, to inform policy processes and develop collaborative response options.

Main Activity 1.1 Providing substantive input to and participating in relevant policy processes and events

UN-Water is facilitating the coordinated engagement of the United Nations in relevant water and sanitation-related global processes including, during this biennium, the follow-up to the United Nations 2023 Water Conference. During the biennium, related activities include the development and implementation of the United Nations system-wide strategy for water and sanitation, based on the SDG 6 Global Acceleration Framework, and the support to the United Nations Special Envoy for Water, when appointed. UN-Water supports relevant processes by providing substantial inputs, either as a convenor, through cross-sectoral engagements or through its periodical assessments or tailor-made reports. It enables a more coordinated contribution of United Nations bodies and actively promotes the role of the United Nations family in solving global water and sanitation challenges, for example by producing joint policy recommendations to Member States.

Main Activity 1.2 Country and regional level engagement

UN-Water has identified the need to enhance and upscale country-level support and engagement to implement SDG 6, including through the regional Issue-based Coalitions and by providing dedicated technical assistance to the United Nations Resident Coordinators and Country Teams for the operationalization of the SDG 6 Global Acceleration Framework and

implementation of the Water Action Agenda and United Nations system-wide strategy for water and sanitation, for example through the SDG 6 Capacity Development Initiative and the SDG 6 Country Acceleration Case Studies. In line with the United Nations reform and the Secretary-General's *Our Common Agenda and Call to Action for Human Rights*, UN-Water will further integrate human rights in its work through the implementation of a human rights roadmap, and contribute to the realization of the human rights to safe drinking water and sanitation, including in the context of humanitarian crises, with particular focus on gender equality and leaving no one behind.

Main Activity 1.3 Addressing emerging issues

To identify and address emerging issues and stimulate forward-looking discussions, UN-Water produces analytical briefs highlighting implications across sectors. These briefs address 'new' issues and review trends related to existing challenges.

Main Activity 1.4 Providing technical input to the Inter-agency and Expert Group on SDG Indicators (IAEG-SDGs)

The Member State-led process of developing an SDG indicator framework has highlighted UN-Water's ability to consolidate technical input from the United Nations family and to respond systematically, collectively and in a timely way to the many requests coming from the Inter-agency and Expert Group on SDG Indicators (IAEG-SDGs) and the United Nations Statistics Division (UNSD).

Main Activity 1.5 Supporting Results Area 1

The UN-Water Technical Advisory Unit is part of the UN-Water Management Team and supports and facilitates all UN-Water operations.

Results Area 2 Supporting monitoring and reporting on water and sanitation

Outcome: Coherent and comprehensive monitoring and reporting systems in place and widely recognized to deliver a sound basis for decision-making at the global, regional and national levels.

One of UN-Water's key functions is to provide coherent and reliable data, information and assessments on water-related trends and management issues. UN-Water is therefore providing the coordination platform to its Members' initiatives, mechanisms and programmes that collect data and information on the various components of the water cycle.

In this context, the UN-Water Integrated Monitoring Initiative for SDG 6 (IMI-SDG6) harmonizes monitoring efforts into a coherent monitoring framework for consolidated SDG 6 progress reporting. It provides the coordination platform across SDG 6, bringing in and linking the experience and expertise of the WHO/ UNICEF Joint Monitoring Programme for Water Supply, Sanitation and Hygiene (JMP), UN-Water Global Analysis and Assessment of Sanitation and Drinking-Water (GLAAS), FAO AQUASTAT, UNEP GEMS/Water, the Transboundary Waters Assessment Programme, the reporting under the Convention on the Protection and Use of Transboundary Watercourses and International Lakes, and the global reporting on Integrated Water Resources Management.

IMI-SDG6 also collaborates with other UN-Water Members and Partners who have data sets that contribute to the global indicators.

The analysis and reports generated by the IMI-SDG6 will serve as a mechanism for identifying emerging issues which can be brought to the attention of the UN-Water Members and Partners for wider consideration.

Main Activity 2.1 Engaging Member States and enhancing national capacity to collect, analyse and report data on all SDG 6 global indicators

Credible water sector data underpin advocacy, stimulate political commitment, inform decision-making at all levels and trigger well-placed public and private investments towards optimum health, environment and economic gains. Member States are the main beneficiaries of improved access to and availability of high-quality data and any monitoring initiative must therefore be sensitive to national needs. To ensure the sustainability of monitoring systems and processes at this level, a strong focus on capacity development is necessary, as well as joint advocacy efforts to highlight the benefits of monitoring and to promote a human rights-based and gender-contextualized approach to data collection and monitoring.

Main Activity 2.2 Enabling policy- and decision-makers at all levels to draw upon the interdependencies between and beyond SDG 6 targets and maximize benefits of water and sanitation monitoring data in a holistic manner

In the framework of the UN-Water IMI-SDG6, the indicators' custodian agencies provide support to Member States for the purpose of reporting on water and sanitation in the 2030 Agenda, aimed at informing policymakers about the status of water and sanitation-related goals and targets as a means of boosting implementation. The SDG 6 Data Portal is UN-Water's collective repository and analysis of SDG 6 data.

Main Activity 2.3 Delivering the United Nations World Water Development Report

The United Nations World Water Development Report (UN WWDR), published by UNESCO on behalf of UN-Water, is the reference publication of the United Nations family, released on an annual basis and based on the theme of World Water Day. The UN WWDR is the result of strong collaboration among UN-Water Members and Partners and represents the coherent and integrated response of the United Nations family to water-related issues and emerging challenges.

Main Activity 2.4 Supporting Results Area 2

The UN-Water Technical Advisory Unit is part of the UN-Water Management Team and supports and facilitates all UN-Water operations.

Results Area 3 Building knowledge and inspiring people to take action

Outcome: Building on the efforts of UN-Water Members, Partners and other key stakeholders, coherent and coordinated outreach activities and products delivered and promoted to mobilize the public sector, civil society, the private sector, Member States including sub-national governments, the media and youth to take action, with particular focus on leaving no one behind.

The objective of these activities is to increase the impact and effectiveness of UN-Water's communication and awareness raising activities and materials by making more information accessible, effectively disseminating the information to the target audiences, engaging with a wider range of stakeholders and contributing to a more coherent and coordinated United Nations involvement in major activities and international conferences.

Main Activity 3.1 Supporting the International Decade for Action, 'Water for Sustainable Development' 2018-2028

As per General Assembly resolution 71/222, Member States decided to proclaim the period from 2018 to 2028 the International Decade for Action on 'Water for Sustainable Development', to commence on World Water Day, 22 March 2018. In the same resolution, UN-Water, as part of its core mandate, is requested to support the Secretary-General in planning, organizing and implementing the Decade. UN-Water serves as the United Nations family's coordination platform for the Decade and it plays a critical role in supporting the follow-up to the United Nations 2023 Water Conference.

Main Activity 3.2 Maintaining a knowledge hub on water and sanitation

UN-Water aims to be the first point of contact when stakeholders at all levels require the most up-to-date thinking on water-related issues, channelling inquiries to the relevant UN-Water Members or Partners where appropriate. This activity covers the consolidation and provision of UN-Water expertise online.

Main Activity 3.3 Delivering and supporting global campaigns and activities

Each year, UN-Water is responsible for organizing and creating the campaign materials and acting as the coordination platform for the United Nations international observances of World Water Day and World Toilet Day. The increased attention on social media to these two observances during recent years illustrates that the impact of a coordinated and aligned communications effort can indeed be greater than the sum of many uncoordinated efforts.

Main Activity 3.4 Strengthening the UN-Water corporate brand

UN-Water corporate branding of its products is important to visually show the 'one voice' of the United Nations on water issues. This activity covers the production and dissemination of UN-Water communication materials, outreach and support to a wide range of stakeholders, including the media, and the branding of other UN-Water products such as policy briefs, analytical briefs, annual reports and other governance documents.

Main Activity 3.5 Supporting Results Area 3

The UN-Water Technical Advisory Unit is part of the UN-Water Management Team and supports and facilitates all UN-Water operations.

Results Area 4 Effective management of efforts aimed at improved coordination and coherence among UN-Water Members and Partners at all levels

Outcome: An efficient, non-bureaucratic mechanism providing value added support to Members and Partners and contributing to the positive impact of United Nations family operations on water-related issues.

The objective of these activities is to provide the operational and institutional support to all other areas of work. The presence of an efficient and non-bureaucratic mechanism is an indispensable success element of UN-Water.

Main Activity 4.1 Improving coordination and coherence among UN-Water Members and Partners

The biannual meetings of UN-Water function as the main decision-making fora, also providing an opportunity for Members and Partners to share information on their activities, debate challenges and look ahead to emerging issues. In between the meetings the UN-Water Joint Steering Group (JSG) steers the operational management of UN-Water, with specific oversight and management of the UN-Water Inter-Agency Trust Fund. UN-Water reports

regularly on its activities to the High Level Committee on Programmes (HLCP) and to the United Nations System Chief Executives Board for Coordination (CEB). The UN-Water Chair is a United Nations Executive Head and member of the CEB. The online UN-Water Inventory is an up-to-date tool to share information on 'who does what' among the UN-Water Members and Partners on water and sanitation-related issues.

Main Activity 4.2 Ensuring effective management

The UN-Water Inter-Agency Trust Fund is administered by the United Nations Office for Project Services (UNOPS) Geneva office. This activity covers UNOPS' direct support costs to manage the Trust Fund. During the biennium, an additional trust fund will be set up to ensure operational continuity. This activity also covers the development of the UN-Water Work Programmes themselves, which describe the UN-Water activity plan and budget and provide the accountability framework through the use of a Results Matrix. UN-Water also prepares UN-Water Annual Reports as a means of enhancing transparency and providing information on UN-Water's activities and as its yearly narrative reporting to donors. During the biennium, the mid-term review of the UN-Water 2030 Strategy will be carried out.

Main Activity 4.3 Supporting Results Area 4

The UN-Water Technical Advisory Unit is part of the UN-Water Management Team and supports and facilitates all UN-Water operations.

Part 3 An Overview of UN-Water's Governance

UN-Water – a brief introduction

UN-Water is the mechanism that coordinates the work of the United Nations on water and sanitation. It was formally established in 2003, building on a long history of collaboration within the United Nations. UN-Water is comprised of the United Nations entities that have a focus on, or interest in, water-related issues as Members and other international organizations as Partners.

UN-Water complements and adds value to existing programmes and projects by facilitating synergies and joint efforts, so as to maximize United Nations family-wide coordinated action and coherence, and to reduce overlap and duplication. By doing so, UN-Water seeks to increase the effectiveness of the support provided to Member States in their efforts towards achieving international agreements on water. Examples of such agreements include the 2030 Agenda on Sustainable Development and SDG 6 on water and sanitation, the Paris Agreement under the United Nations Framework Convention on Climate Change, and the Sendai Framework for Disaster Risk Reduction.

In order to carry out the work along its three main lines (please refer to Part 1), UN-Water's activities are organized around Expert Groups, Task Forces and other Initiatives. The Expert Groups, each focusing on a cross-cutting issue

in need of coordination, gather technical experts from across the United Nations family and other international organizations and represent the United Nations' collective expertise on the given issue. The Expert Groups provide a platform to exchange information, knowledge and experience, to cross-fertilize activities of individual agencies and avoid duplication. Task Forces are time-bound in nature and focus inter-agency collaboration on the delivery of a specific product (e.g. a report or an event).

UN-Water's Terms of Reference

The scope of UN-Water's work encompasses all freshwater-related matters, including sanitation. It includes surface and groundwater resources and the interface between fresh- and sea water, and freshwater resources in terms of their quality and quantity, their development, assessment, management, monitoring, and use (including, for example, domestic uses, agriculture, and ecosystems requirements). The scope of work related to sanitation encompasses both access to and use of sanitation by populations and the interactions between sanitation and freshwater. UN-Water's scope of work further includes water-related disasters, emergencies and other extreme events and their impact on human security. The full text of UN-Water's Terms of Reference is available at:

<https://www.unwater.org/publications/un-water-terms-reference>.

[UN-Water's Dos and Don'ts](#) is an annex to the UN-Water's Terms of Reference, further clarifying which activities UN-Water should (and should not) engage in. For example, UN-Water should not implement projects and activities as if UN-Water were an independent organization

separate from the UN-Water Members; neither should it become a financing mechanism for projects of its Members and Partners.

Organization and governance

UN-Water is a coordinating mechanism rather than a formal organization, and its activities are primarily implemented through its Members and Partners. The UN-Water Senior Programme Managers (one representative per UN-Water Member) are the decision-making body of UN-Water. The daily operations of UN-Water are run by the UN-Water Management Team composed of Chair, Vice-Chair, Secretary and a Technical Advisory Unit. The UN-Water Joint Steering Group (composed of Chair, Vice-Chair, Secretary and four rotating UN-Water Senior Programme Managers) serves as a forum to steer the operational management of UN-Water.

Since 2012, the UN-Water Chair is a United Nations Executive Head, increasing UN-Water's outreach capacity inside and outside the United Nations.

All governance documents, including the Organizational Chart, are available on the UN-Water website: <http://www.unwater.org/about-unwater/governance>.

UN-Water Members

The Members of UN-Water are the United Nations agencies, funds, programmes and conventions that include water as part of their mandate. In addition to their steering function for UN-Water as a whole, Members are the primary means of implementation of UN-Water's mandate.

UN-Water Partners

The Partners to UN-Water are organizations from the public and private sectors and civil society that are active in UN-Water's scope of work. Partners take an active role in UN-Water Meetings, engage in Expert Groups and Task Forces and provide support to specific activities. Their collaboration with UN-Water is guided by a set of [Guidelines on UN-Water Partners](#).

Collaboration with other United Nations mechanisms and entities

As specified in the Terms of Reference, UN-Water interfaces with other inter-agency mechanisms, including UN-Energy, UN-Oceans, the Environment Management Group and others, on issues of common concern.

The UN-Water Inter-Agency Trust Fund

The UN-Water Inter-Agency Trust Fund was set up in 2010 in the UNOPS Geneva office. Since then, UN-Water's administrative costs, transaction costs and reporting have been significantly reduced and streamlined. Please refer to the UN-Water Annual Reports for detailed financial information.

More information on UN-Water

More information about UN-Water and its activities is available at: www.unwater.org.

Annex 1

Results Matrix

2024-2025

Overview UN-Water Results Areas

RESULTS AREA 1 INFORMING POLICY PROCESSES AND ADDRESSING EMERGING ISSUES

Outcome: Enhanced capacity of the United Nations system to respond systematically, collectively and in a timely way to Member States' requests, providing technical input to policy processes and addressing emerging issues.

RESULTS AREA 2 SUPPORTING MONITORING AND REPORTING ON WATER AND SANITATION

Outcome: Coherent and comprehensive monitoring and reporting systems in place and widely recognized to deliver a sound basis for decision-making at the global, regional and national levels.

RESULTS AREA 3 BUILDING KNOWLEDGE AND INSPIRING PEOPLE TO TAKE ACTION

Outcome: Building on the efforts of UN-Water Members, Partners and other key stakeholders, coherent and coordinated outreach activities and products delivered and promoted to mobilize the public sector, civil society, the private sector, Member States including sub-national governments, the media and youth to take action, with particular focus on leaving no one behind.

RESULTS AREA 4 EFFECTIVE MANAGEMENT OF EFFORTS AIMED AT IMPROVED COORDINATION AND COHERENCE AMONG UN-WATER MEMBERS AND PARTNERS AT ALL LEVELS

Outcome: An efficient, non-bureaucratic mechanism providing value added support to Members and Partners and contributing to the positive impact of United Nations family operations on water-related issues.

Results Area 1 Informing policy processes and addressing emerging issues

OUTCOME RESULTS AREA 1

Enhanced capacity of the United Nations system to respond systematically, collectively and in a timely way to Member States' requests, providing technical input to policy processes and addressing emerging issues.

CORE INDICATORS FOR RESULTS AREA 1

The number of relevant processes, forums and events (such as the Decade of Action to deliver the Sustainable Development Goals by 2030, the High-level Political Forum on Sustainable Development (HLPF), UNFCCC Conferences of the Parties, Sendai Framework for Disaster Risk Reduction, and Inter-agency and Expert Group on SDG Indicators (IAEG-SDG) process) that UN-Water provides input to gives an indication of UN-Water's outreach within the sector:

- Total number of relevant processes and forums that UN-Water provides input to.

The number of relevant technical assistance and support that UN-Water provides for the reform of the United Nations Development System at country and regional levels:

- Total number of technical assistance activities to the United Nations Resident Coordinators and Country Teams.

The number of UN-Water Analytical and Policy Briefs published and downloaded gives an indication of the scope and relevance of UN-Water's work on informing policy processes and emerging issues:

- Total number of Analytical and Policy Briefs published.
- Total number of downloads of Analytical and Policy Briefs.
- Average number of UN-Water Members and Partners contributing to Analytical and Policy Briefs.

MAIN ACTIVITY 1.1

Main Activity 1.1 Providing substantive input to and participating in relevant policy processes and events

OUTPUTS	COORDINATING ENTITY/ ENTITIES	BUDGETS (USD), INDICATORS, BASELINES, TARGETS	MEANS OF VERIFICATION	ASSUMPTIONS	INDICATOR RESULTS REPORTING
1.1.1. Development of UN system-wide strategy on water and sanitation, based on the SDG 6 Global Acceleration Framework*	Expert Group on the 2030 Agenda	Budget: 20,000 Indicator: The UN system-wide strategy on water and sanitation launched Baseline: 0 Target: 1	UN-Water Meeting Reports Website records Progress reports from Expert Groups and Task Forces The UN system-wide strategy on water and sanitation addressed in the context of the UN System Chief Executives Board for Coordination (CEB)	UN-Water Members and Partners participate and contribute actively in the work Adequate funding is available UN system-wide strategy on water and sanitation contributes to the Decade of Action to deliver the SDGs by 2030	
1.1.2. Support provided to the UN Special Envoy for Water*	Expert Group on the 2030 Agenda	Budget: 200,000 Indicator: Number of activities to support the Special Envoy for Water's mandate Baseline: 0 Target: As necessary	UN-Water Meeting Reports Email correspondence	Adequate funding is available	

OUTPUTS	COORDINATING ENTITY/ ENTITIES	BUDGETS (USD), INDICATORS, BASELINES, TARGETS	MEANS OF VERIFICATION	ASSUMPTIONS	INDICATOR RESULTS REPORTING
1.1.3. Coordination of activities related to SDG 6 Global Acceleration Framework and Water Action Agenda	Expert Group on the 2030 Agenda	<p>Budget: 20,000</p> <p>Indicator 1: Number of meetings on the SDG 6 Global Acceleration Framework</p> <p>Baseline: 0</p> <p>Target: As necessary</p> <p>Indicator 2: Number of meetings on the Water Action Agenda</p> <p>Baseline: 0</p> <p>Target: As necessary</p>	<p>UN-Water Meeting Reports</p> <p>Website records</p> <p>Progress reports from Expert Groups and Task Forces</p> <p>The SDG 6 Global Acceleration Framework addressed in the context of the UN System CEB</p> <p>The Water Action Agenda addressed in the context of the UN 2023 Water Conference follow up</p>	<p>UN-Water Members and Partners participate and contribute actively in the work</p> <p>Adequate funding is available</p> <p>SDG 6 Global Acceleration Framework and Water Action Agenda contributes to the Decade of Action to deliver the SDGs by 2030</p>	

OUTPUTS	COORDINATING ENTITY/ ENTITIES	BUDGETS (USD), INDICATORS, BASELINES, TARGETS	MEANS OF VERIFICATION	ASSUMPTIONS	INDICATOR RESULTS REPORTING
1.1.4. Implementation of activities related to SDG 6 Global Acceleration Framework and Water Action Agenda*	UN-Water Members and Partners	<p>Budget: 350,000</p> <p>Indicator 1: Number of activities related to SDG 6 Global Acceleration Framework and Water Action Agenda implemented</p> <p>Baseline: 0</p> <p>Target: As necessary</p> <p>Indicator 2: Number of UN-Water Members and Partners on average who contribute to the implementation</p> <p>Baseline: 0</p> <p>Target: As necessary</p>	<p>UN-Water Meeting Reports</p> <p>Website records</p> <p>Progress reports from Expert Groups and Task Forces</p> <p>The SDG 6 Global Acceleration Framework addressed in the context of the United Nations System CEB</p> <p>The Water Action Agenda addressed in the context of the UN 2023 Water Conference follow-up</p>	<p>UN-Water Members and Partners participate and contribute actively in the work</p> <p>Adequate funding is available</p> <p>SDG 6 Global Acceleration Framework contributes to the Decade of Action to deliver the SDGs by 2030</p>	

OUTPUTS	COORDINATING ENTITY/ ENTITIES	BUDGETS (USD), INDICATORS, BASELINES, TARGETS	MEANS OF VERIFICATION	ASSUMPTIONS	INDICATOR RESULTS REPORTING
1.1.5. Implementation of activities related to mainstreaming water across relevant intergovernmental processes*	UN-Water Members and Partners	Budget: 350,000 Indicator 1: Number of activities related to mainstreaming water across relevant intergovernmental processes implemented Baseline: 0 Target: As necessary Indicator 2: Number of UN-Water Members and Partners on average who contribute to the implementation Baseline: 0 Target: As necessary	UN-Water Meeting Reports Website records Progress reports from Expert Groups and Task Forces	UN-Water Members and Partners participate and contribute actively in the work Adequate funding is available	
1.1.6. Annual SDG 6/ Water Action Agenda Special Event at HLPF	Technical Advisory Unit	Budget: 20,000 Indicator: SDG 6/Water Action Agenda Special Event organized Baseline: 2 Target: 2	UN-Water Meeting Reports Website records	UN-Water Members and Partners participate and contribute actively in the work Adequate funding is available	
1.1.7. Consolidated water and sanitation-related technical input to the 2030 Agenda as needed	Expert Group on the 2030 Agenda	Budget: - Indicator: Number of consolidated water and sanitation-related technical inputs to the 2030 Agenda Baseline: 0 Target: As necessary	Email correspondence Website records	UN-Water is invited to provide input and support to the 2030 Agenda as needed UN-Water Members and Partners participate actively in the work Water and sanitation-related activities consolidated and made available on UN-Water website	

OUTPUTS	COORDINATING ENTITY/ ENTITIES	BUDGETS (USD), INDICATORS, BASELINES, TARGETS	MEANS OF VERIFICATION	ASSUMPTIONS	INDICATOR RESULTS REPORTING
1.1.8. Input to SDG reviews at all levels as needed	Expert Group on the 2030 Agenda	Budget: - Indicator: Number of submissions to SDG review processes Baseline: 0 Target: As necessary	Email correspondence	UN-Water is invited to provide input to SDG reviews at all levels, including the HLPF, as well as the SDG Progress Report UN-Water Members and Partners participate actively in the work	
1.1.9. Input on climate and water-related issues to the UNFCCC as needed	Expert Group on Water and Climate Change	Budget: 10,000 Indicator 1: Input to UNFCCC Conferences of the Parties (COP) process provided Baseline: 0 Target: 2 Indicator 2: Number of UN-Water Members and Partners on average who contribute to the input Baseline: 34 Target: As necessary Indicator 3: Water mentioned in relevant documents associated with UNFCCC process Baseline: 0 Target: As necessary	UN-Water Meeting Reports Progress reports from Expert Groups and Task Forces COP outcome documents Website records and downloads of relevant UN-Water Policy Briefs	UN-Water participates in the process as appropriate UN-Water Members and Partners participate actively in the work UN-Water Policy Briefs downloaded and referenced UN-Water funds are already available to the Expert Group	

OUTPUTS	COORDINATING ENTITY/ ENTITIES	BUDGETS (USD), INDICATORS, BASELINES, TARGETS	MEANS OF VERIFICATION	ASSUMPTIONS	INDICATOR RESULTS REPORTING
1.1.10. Input to post-2020 global biodiversity framework	Expert Group on the 2030 Agenda	<p>Budget: 5,000</p> <p>Indicator 1: UN-Water input to the secretariat of Convention on Biological Diversity (CBD)</p> <p>Baseline: 0</p> <p>Target: As necessary</p> <p>Indicator 2: Number of UN-Water Members and Partners contributing to the input</p> <p>Baseline: -</p> <p>Target: 5</p>	<p>Website records</p> <p>UN-Water Meeting Reports</p> <p>Email correspondence</p>	<p>UN-Water Members and Partners participate and contribute actively in the work</p> <p>Adequate funding is available</p> <p>UN Water Members and Partners actively provide input to the secretariat of CBD</p> <p>The inputs provided to the secretariat of CBD are welcomed and taken up</p>	
1.1.11. Input to the Sendai Framework for Disaster Risk Reduction as needed	UNDRR	<p>Budget: 10,000</p> <p>Indicator 1: Input to the Sendai Framework for Disaster Risk Reduction provided</p> <p>Baseline: 0</p> <p>Target: As necessary</p> <p>Indicator 2: Number of UN-Water Members and Partners on average who contribute to the input</p> <p>Baseline: -</p> <p>Target: 5</p>	<p>UN-Water Meeting Reports</p> <p>Progress reports from Expert Groups and Task Forces</p> <p>SDG Indicators</p> <p>Metadata repository</p>	<p>UN-Water participates in the process as appropriate</p> <p>UN-Water Members and Partners participate actively in the work</p> <p>Adequate funding is available</p>	

OUTPUTS	COORDINATING ENTITY/ ENTITIES	BUDGETS (USD), INDICATORS, BASELINES, TARGETS	MEANS OF VERIFICATION	ASSUMPTIONS	INDICATOR RESULTS REPORTING
1.1.12. Response to requests from the UN General Assembly as they arise	Expert Group on the 2030 Agenda	Budget: - Indicator 1: Number of General Assembly resolutions that are responded to Baseline: 0 Target: As necessary Indicator 2: Number of requests from Member States for substantive input from UN-Water Baseline: 0 Target: As necessary	UN-Water Meeting Reports Email correspondence	UN-Water is mentioned in GA resolutions UN-Water Members and Partners participate actively in the work Adequate funding is available UN-Water substantive input is requested	
1.1.13. Response to requests from the UN Executive Committee as needed	Technical Advisory Unit	Budget: - Indicator: Requests from the UN Executive Committee responded to Baseline: 1 Target: 1	Email correspondence	Members of the core group participate actively in the work	

OUTPUTS	COORDINATING ENTITY/ ENTITIES	BUDGETS (USD), INDICATORS, BASELINES, TARGETS	MEANS OF VERIFICATION	ASSUMPTIONS	INDICATOR RESULTS REPORTING
1.1.14. UN-Water Policy Brief on transboundary waters cooperation	Expert Group on Transboundary Waters	Budget: - Indicator 1: UN-Water Policy Brief on transboundary waters cooperation published Baseline: 0 Target: 1 Indicator 2: Number of downloads of UN-Water Policy Brief on transboundary waters cooperation Baseline: 300 Target: 400	Website records Progress reports from Expert Groups and Task Forces	UN-Water Members and Partners participate actively in the work Adequate funding is available	
1.1.15. Other possible UN-Water Policy Briefs as needed	Expert Groups/Task Forces	Budget: 20,000 Indicator 1: Total number of Policy Briefs published Baseline: 0 Target: As necessary Indicator 2: Total number of downloads of Policy Briefs Baseline: - Target: As necessary	Website records Progress reports from Expert Groups and Task Forces	UN-Water Members and Partners participate actively in the work	
Progress reporting					

MAIN ACTIVITY 1.2

Main Activity 1.2 Country and regional level engagement					
OUTPUTS	COORDINATING ENTITY/ ENTITIES	BUDGETS (USD), INDICATORS, BASELINES, TARGETS	MEANS OF VERIFICATION	ASSUMPTIONS	INDICATOR RESULTS REPORTING
1.2.1. Technical assistance to UN Resident Coordinators and UN Country Teams as needed	Task Force on Country Level Engagement	<p>Budget: 100,000</p> <p>Indicator 1: Number of Country Teams receiving technical assistance</p> <p>Baseline: 0</p> <p>Target: As necessary</p> <p>Indicator 2: Effective follow-up to the UN 2023 Water Conference is supported at the country level</p> <p>Baseline: 0</p> <p>Target: As necessary</p>	<p>UN-Water Meeting Reports</p> <p>Progress reports from Expert Groups and Task Forces</p> <p>Communications between the Technical Advisory Unit and Country Teams</p>	<p>UN-Water Members and Partners participate actively in the work</p> <p>UN-Water Members with country presence actively contribute in-country</p>	

OUTPUTS	COORDINATING ENTITY/ ENTITIES	BUDGETS (USD), INDICATORS, BASELINES, TARGETS	MEANS OF VERIFICATION	ASSUMPTIONS	INDICATOR RESULTS REPORTING
1.2.2. Operationalization of the SDG 6 Global Acceleration Framework and implementation of the Water Action Agenda and UN system-wide strategy on water and sanitation in countries*	Task Force on Country Level Engagement	Budget: 400,000 Indicator 1: Number of UN-Water Members effectively mobilized to support the operationalization of the UN system-wide strategy on water and sanitation and implementation of the Water Action Agenda in countries Baseline: 0 Target: As necessary Indicator 2: Number of countries and/or experts that received support to strengthen the operationalization of the UN system-wide strategy on water and sanitation and implementation of the Water Action Agenda Baseline: 0 Target: As necessary	UN-Water Meeting Reports Progress reports from Expert Groups and Task Forces Communications between the Technical Advisory Unit and Country Teams	UN-Water Members and Partners participate actively in the work UN-Water Members with country presence actively contribute in-country	
1.2.3. Assessment of coordination of water actions at the country level	Task Force on Country Level Engagement	Budget: 30,000 Indicator 1: The assessment of coordination of water actions at the country level is published online Baseline: 0 Target: 1	UN-Water Meeting Reports Progress reports from Expert Groups and Task Forces Communications between the Technical Advisory Unit and Country Teams	UN-Water Members and Partners participate actively in the work UN-Water Members with country presence actively contribute in-country	

OUTPUTS	COORDINATING ENTITY/ ENTITIES	BUDGETS (USD), INDICATORS, BASELINES, TARGETS	MEANS OF VERIFICATION	ASSUMPTIONS	INDICATOR RESULTS REPORTING
1.2.4. Strengthened regional coordination	Expert Group on Regional Level Coordination	<p>Budget: 55,640</p> <p>Indicator 1: Workplan updated as necessary by the Expert Group</p> <p>Baseline: 0</p> <p>Target: 1</p> <p>Indicator 2: Activities indicated in the workplan completed</p> <p>Baseline: 0</p> <p>Target: As necessary</p>	UN-Water Meeting Reports Progress reports from Expert Groups and Task Forces	UN-Water Members and Partners participate actively in the work	
1.2.5. Human rights road map implemented	Expert Group on WASH	<p>Budget: 55,000</p> <p>Indicator 1: Elements of the roadmap for promotion of the human rights to water and sanitation implemented</p> <p>Baseline: -</p> <p>Target: As necessary</p> <p>Indicator 2: Number of UN-Water Members and Partners contributing to the roadmap</p> <p>Baseline: -</p> <p>Target: 22</p>	UN-Water Meeting Reports Progress reports from Expert Groups and Task Forces	UN-Water Members and Partners participate actively in the work Adequate funding is available	

OUTPUTS	COORDINATING ENTITY/ ENTITIES	BUDGETS (USD), INDICATORS, BASELINES, TARGETS	MEANS OF VERIFICATION	ASSUMPTIONS	INDICATOR RESULTS REPORTING
1.2.6. Country acceleration case studies delivered and outreach conducted	Expert Group on the 2030 Agenda	Budget: 100,000 Indicator 1: Country acceleration case studies delivered and disseminated Baseline: 0 Target: 6	UN-Water Meeting Reports Progress reports from Expert Groups and Task Forces	UN-Water Members and Partners participate actively in the work Adequate funding is available	
1.2.7. SDG 6 Capacity Development Initiative	UNDESA and UNESCO	Budget: targeted funds Indicator: Activities indicated in the workplan completed Baseline: 0 Target: 1	UN-Water Meeting Reports Progress reports from Expert Groups and Task Forces Communications between the Technical Advisory Unit and Country Teams	UN-Water Members and Partners participate actively in the work UN-Water Members with country presence actively contribute in-country	
Progress reporting					

MAIN ACTIVITY 1.3

Main Activity 1.3 Addressing emerging issues

OUTPUTS	COORDINATING ENTITY/ ENTITIES	BUDGETS (USD), INDICATORS, BASELINES, TARGETS	MEANS OF VERIFICATION	ASSUMPTIONS	INDICATOR RESULTS REPORTING
1.3.1. Possible UN-Water Analytical Briefs as needed	Expert Groups/Task Forces	<p>Budget: 10,000</p> <p>Indicator 1: Total number of Analytical Briefs published</p> <p>Baseline: 0</p> <p>Target: As necessary</p> <p>Indicator 2: Total number of downloads of Analytical Briefs</p> <p>Baseline: -</p> <p>Target: As necessary</p>	Website records Progress reports from Expert Groups and Task Forces	UN-Water Members and Partners participate actively in the work	
Progress reporting					

MAIN ACTIVITY 1.4

Main Activity 1.4 Providing technical input to the Inter-agency and Expert Group on SDG Indicators (IAEG-SDGs)

OUTPUTS	COORDINATING ENTITY/ ENTITIES	BUDGET'S (USD), INDICATORS, BASELINES, TARGETS	MEANS OF VERIFICATION	ASSUMPTIONS	INDICATOR RESULTS REPORTING
1.4.1. Input to the IAEG-SDGs	Integrated Monitoring Initiative Steering Committee	<p>Budget: -</p> <p>Indicator 1: Number of submissions to the IAEG-SDGs process</p> <p>Baseline: 0</p> <p>Target: As necessary</p> <p>Indicator 2: Number of invitations extended for UN-Water to participate in IAEG-SDGs meetings</p> <p>Baseline: 4</p> <p>Target: 4</p>	<p>Email correspondence</p> <p>UN-Water is invited to participate/ present at the IAEG-SDGs meetings</p>	<p>The IAEG-SDGs continues to seek advice from UN-Water</p> <p>The IAEG-SDGs continues to invite the Integrated Monitoring Initiative Steering Committee to their meetings</p> <p>UN-Water continues to be included in the process for SDG 6 inputs to the IAEG-SDGs</p>	
Progress reporting					

MAIN ACTIVITY 1.5

Main Activity 1.5 Supporting Results Area 1

OUTPUTS	COORDINATING ENTITY/ ENTITIES	BUDGETS (USD), INDICATORS, BASELINES, TARGETS	MEANS OF VERIFICATION	ASSUMPTIONS	INDICATOR RESULTS REPORTING
1.5.1. Programme Officer (P4, New York)	Technical Advisory Unit	Budget: 462,000 Indicator: Number of years without staff changes Baseline: 7.25 Target: 9.25	UN-Water Meeting Reports	Adequate resources are available	
1.5.2. Technical Officer (P3, New York)	Technical Advisory Unit	Budget: 353,000 Indicator: Number of years without staff changes Baseline: 1 Target: 3	UN-Water Meeting Reports	Adequate resources are available	
1.5.3. Technical Officer (P3, Geneva)	Technical Advisory Unit	Budget: 359,000 Indicator: Number of years without staff changes Baseline: 2.5 Target: 4.5	UN-Water Meeting Reports	Adequate resources are available	
1.5.4. Co-financing of the third year of Swedish JPO	Technical Advisory Unit	Budget: 118,500 Indicator: The Swedish JPO's contract is extended for the third year Baseline: 0 Target: 1	UN-Water Meeting Reports	Adequate resources are available	

OUTPUTS	COORDINATING ENTITY/ ENTITIES	BUDGETS (USD), INDICATORS, BASELINES, TARGETS	MEANS OF VERIFICATION	ASSUMPTIONS	INDICATOR RESULTS REPORTING
1.5.5. Strengthening coordination capacity of UN-Water in Results Area 1*	Technical Advisory Unit	Budget: 90,000 Indicator 1: Additional activities related to policy processes undertaken to strengthen the coordination capacity (e.g. bilateral coordination calls, meetings, events, and briefings between the Technical Advisory Unit and UN-Water Members, Partners, other relevant regional and global initiatives, and Member States) Baseline: 0 Target: As necessary	UN-Water Meeting Reports Progress reports from Expert Groups and Task Forces Website records	Adequate resources are available	
Progress reporting					

Results Area 2 Supporting monitoring and reporting on water and sanitation

OUTCOME FOR RESULTS AREA 2

Coherent and comprehensive monitoring and reporting systems in place and widely recognized to deliver a sound basis for decision-making at the global, regional and national levels.

CORE INDICATORS FOR RESULTS AREA 2

Countries capacity to collect and report data on the SDG 6 global indicators is reflected in how many indicators they actually report on to the United Nations. Increases in technical and institutional capacity at country level can be estimated through the number of United Nations Member States reached by the UN-Water Integrated Monitoring Initiative for SDG 6's (IMI-SDG6) capacity building efforts.

- Average number of SDG 6 global indicators reported on by United Nations Member States.
- Number of United Nations Member States participating in training/consultation/advisory activities.
- Number of United Nations Member States receiving focused support (training/consultation/advisory activities).

The number of progress report downloads and the number of visitors of the SDG 6 Data Portal provide a quantitative estimation of to what extent policy- and decision-makers and other stakeholders use SDG 6 data.

- Number of downloads of SDG 6 indicator and summary/synthesis progress reports.
- Number of visitors to SDG 6 Data Portal.

MAIN ACTIVITY 2.1

Main Activity 2.1 Engaging Member States and enhancing national capacity to collect, analyse and report data on all SDG 6 global indicators

OUTPUTS	COORDINATING ENTITY/ ENTITIES	BUDGETS (USD), INDICATORS, BASELINES, TARGETS	MEANS OF VERIFICATION	ASSUMPTIONS	INDICATOR RESULTS REPORTING
2.1.1. (IMI-SDG6 Output 1.1) Monitoring framework including methods, materials and tools refined and maintained for each SDG 6 global indicator, and the value of the indicators maximized for use in policy- and decision-making	Integrated Monitoring Initiative Steering Committee	Budget: IMI-SDG6 targeted funds Indicator 1: Number of indicators classified as Tier 1 by the IAEG-SDGs Baseline: 9 Target: 11 Indicator 2: Number of disaggregation/ contextualization strata covered by methodologies and tools (average per indicator) Baseline: 1 Target: 2.5	IMI-SDG6 KPI reporting	IAEG-SDGs tiering definitions and policies will not change Risk that IAEG-SDGs/UNSC policies regarding the respective roles of custodian agencies and Member States change or are inconsistently communicated	

OUTPUTS	COORDINATING ENTITY/ ENTITIES	BUDGETS (USD), INDICATORS, BASELINES, TARGETS	MEANS OF VERIFICATION	ASSUMPTIONS	INDICATOR RESULTS REPORTING
2.1.2. (IMI-SDG6 Output 1.2) Technical support, strategic advice and capacity development for monitoring is provided to countries for each SDG 6 global indicator	Integrated Monitoring Initiative Steering Committee	<p>Budget: 300,000</p> <p>Indicator 1: Number of UN Member States participating in training/consultation/advisory activities (average per indicator)</p> <p>Baseline: 0</p> <p>Target: 55</p> <p>Indicator 2: Number of UN Member States receiving focused support (training/consultation/advisory activities) (average per indicator)</p> <p>Baseline: 0</p> <p>Target: 12</p> <p>Indicator 3: Number of technical experts participating in training/consultation/advisory activities</p> <p>Baseline: 0</p> <p>Target: 2,025</p> <p>Indicator 4: Number of UN Member States where disaggregation/contextualization methodologies and tools are applied (average per indicator)</p> <p>Baseline: 0</p> <p>Target: 65</p>	See 2.2.1 and 2.3.2	Overall and technical focal points are correctly identified and effective; In-country political support and resources for SDG 6 monitoring are sufficient; Risk that capacity building efforts are lost due to high turnover of focal points and frequent political change	

OUTPUTS	COORDINATING ENTITY/ ENTITIES	BUDGETS (USD), INDICATORS, BASELINES, TARGETS	MEANS OF VERIFICATION	ASSUMPTIONS	INDICATOR RESULTS REPORTING
2.1.3. (IMI-SDG6 Output 1.3) Data obtained and validated from countries for each SDG 6 global indicator	Integrated Monitoring Initiative Steering Committee	<p>Budget: IMI-SDG6 targeted funds</p> <p>Indicator 1: Number of UN Member States submitting validated data during the 2024-2025 biennium (average per indicator)</p> <p>Baseline: 0</p> <p>Target: 55</p> <p>Indicator 2: Number of UN Member States submitting validated data during the SDG period (average per indicator)</p> <p>Baseline: 129</p> <p>Target: 150</p>	See 2.1.1 (1) IMI-SDG6 KPI reporting	<p>The monitoring of SDG 6 global indicators remains a priority for Member States</p> <p>Countries are aware of, and are using, methodologies and definitions provided by the custodian agencies</p> <p>Member States are able and willing to share data for global reporting</p> <p>Risk that countries see external support as precondition for monitoring</p>	
2.1.4. (IMI-SDG6 Output 1.4) Progress reporting including data analysis, publication and dissemination for each SDG 6 global indicator	Integrated Monitoring Initiative Steering Committee	<p>Budget: IMI-SDG6 targeted funds</p> <p>Indicator 1: Number of downloads of indicator progress reports</p> <p>Baseline: 0</p> <p>Target: 17,000</p> <p>Indicator 2: Number of disaggregation/contextualization strata covered by published materials (average per indicator)</p> <p>Baseline: 0</p> <p>Target: 2</p>	IMI-SDG6 KPI reporting	Indicator data provided is timely and sufficient for quality analysis	
Progress reporting					

MAIN ACTIVITY 2.2

Main Activity 2.2 Enabling policy- and decision-makers at all levels to draw upon the interdependencies between SDG 6 targets and maximize benefits of water and sanitation monitoring data in a holistic manner

OUTPUTS	COORDINATING ENTITY/ ENTITIES	BUDGETS (USD), INDICATORS, BASELINES, TARGETS	MEANS OF VERIFICATION	ASSUMPTIONS	INDICATOR RESULTS REPORTING
2.2.1. (IMI-SDG6 Output 2.1) Capacity and processes for technically sound and coordinated monitoring, reporting, analysis and use of data across all targets and indicators of SDG 6 at the country level are improved	Integrated Monitoring Initiative Steering Committee	<p>Budget: 100,000</p> <p>Indicator 1: Number of UN Member States accessing their country view of the SDG 6 monitoring focal point database</p> <p>Baseline: 0</p> <p>Target: 45</p> <p>Indicator 2: Number of UN Member States participating in training/consultation/advisory activities on institutional and/or cross-cutting topics</p> <p>Baseline: 0</p> <p>Target: 75</p> <p>Indicator 3: Number of UN Member States receiving focused support (training/consultation/advisory activities) on institutional and/or cross-cutting topics</p> <p>Baseline: 0</p> <p>Target: 8</p> <p>Indicator 4: Number of practitioners participating in training/consultation/advisory activities on institutional and/or cross-cutting topics</p> <p>Baseline: 0</p> <p>Target: 375</p>	IMI-SDG6 KPI reporting	<p>Participation in a joint SDG 6 activity demonstrates improved capacity</p> <p>Overall and technical focal points are correctly identified and effective</p> <p>In-country political support and resources for SDG 6 monitoring are sufficient</p> <p>Risk that countries see external support as precondition for monitoring</p> <p>Risk that capacity building efforts are lost due to high turnover of focal points and frequent political change</p>	

OUTPUTS	COORDINATING ENTITY/ ENTITIES	BUDGETS (USD), INDICATORS, BASELINES, TARGETS	MEANS OF VERIFICATION	ASSUMPTIONS	INDICATOR RESULTS REPORTING
<p>2.2.2. (IMI-SDG6 Output 2.3) Indicator-specific use of SDG 6 data to inform target setting, policy, planning, investment and management of water resources at all levels</p>	<p>Integrated Monitoring Initiative Steering Committee</p>	<p>Budget: 100,000</p> <p>Indicator 1: Number of UN Member States participating in training/consultation/advisory activities specifically on use of data (average per indicator)</p> <p>Baseline: 0</p> <p>Target: 42</p> <p>Indicator 2: Number of UN Member States receiving focused support (training/consultation/advisory activities) on use of data (average per indicator)</p> <p>Baseline: 0</p> <p>Target: 12</p>	<p>IMI-SDG6 KPI reporting</p>	<p>Custodian agencies are involved in enough activities and projects on SDG 6 implementation to be in a position to provide support to Member States</p> <p>Member States find the SDG 6 indicators useful for refining national targets and informing planning and management of water resources and incorporate the SDG global indicator framework in their national processes and structures</p> <p>National and regional workshops will be known to custodian agencies and Technical Advisory Unit</p>	

OUTPUTS	COORDINATING ENTITY/ ENTITIES	BUDGETS (USD), INDICATORS, BASELINES, TARGETS	MEANS OF VERIFICATION	ASSUMPTIONS	INDICATOR RESULTS REPORTING
<p>(IMI-SDG6 Output 2.3) Cross-cutting analysis, outreach and use of SDG 6 data (including the SDG 6 Data Portal) to inform target setting, policy, planning, investment and management of water resources at all levels</p>	<p>Integrated Monitoring Initiative Steering Committee</p>	<p>Budget: 200,000 Indicator 1: Number of visitors to the SDG 6 Data Portal, per year Baseline: 0 Target: 65,000 Indicator 2: Number of downloads of synthesized progress reports, per year Baseline: 0 Target: 8,000 Indicator 3: Number of UN Member States attending a presentation on synthesized progress Baseline: 0 Target: 75 Indicator 4: Number of international and regional organizations receiving targeted information about synthesized progress Baseline: 0 Target: 15</p>	<p>IMI-SDG6 KPI reporting</p>	<p>Overall and technical focal points are able to get the interest and involvement of national policy- and decision-makers Assumption that interlinkage analysis supports proving the hypothesis of existence of interlinkages Member States and other stakeholders are interested in participating in the review process of the SDG 6 Synthesis Report, and their participation is indicative of their engagement</p>	

OUTPUTS	COORDINATING ENTITY/ ENTITIES	BUDGETS (USD), INDICATORS, BASELINES, TARGETS	MEANS OF VERIFICATION	ASSUMPTIONS	INDICATOR RESULTS REPORTING
(IMI-SDG6 Output 2.3) Coordination, strategic advisory groups, work plans and calendars, budgets and financing agreements in place for monitoring of SDG 6	Integrated Monitoring Initiative Steering Committee	<p>Budget: IMI-SDG6 targeted funds</p> <p>Indicator 1: Number of indicator-specific and joint SDG 6 activities included in the joint calendar, per year</p> <p>Baseline: 0</p> <p>Target: 100</p> <p>Indicator 2: Number of UN-Water Members and Partners and other organizations (excluding SDG 6 custodian agencies) participating in Steering Committee Open Session and/or other activities of the Initiative, per year</p> <p>Baseline: 0</p> <p>Target: 25</p> <p>Indicator 3: Proportion of SDG 6 global monitoring budget funded (%)</p> <p>Baseline: 75</p> <p>Target: 80</p>	IMI-SDG6 progress and financial reporting Donor agreements	Continuation of a collegial and collaborative environment among all involved Decision-making and follow-up processes are effective and credible Appropriate balance maintained between 'Pillars' and 'Roof' Opportunities for collaboration across 'Pillars' and 'Roof' actively sought	
Progress reporting					

MAIN ACTIVITY 2.3

Main Activity 2.3 Delivering the United Nations World Water Development Report

OUTPUTS	COORDINATING ENTITY/ ENTITIES	BUDGETS (USD), INDICATORS, BASELINES, TARGETS	MEANS OF VERIFICATION	ASSUMPTIONS	INDICATOR RESULTS REPORTING
2.3.1. UN World Water Development Report	UNESCO	<p>Budget: targeted funds</p> <p>Indicator 1: Number of downloads of the UN WWDR</p> <p>Baseline: 0</p> <p>Target: 100,000</p> <p>Indicator 2: Average number of UN-Water Members and Partners contributing to the Report</p> <p>Baseline: 0</p> <p>Target: 20</p>	<p>Website records</p> <p>Progress reports from Expert Groups and Task Forces</p>	<p>UN-Water Members and Partners participate actively in the work</p> <p>Adequate funding is available</p>	
Progress reporting					

MAIN ACTIVITY 2.4

Main Activity 2.4 Supporting Results Area 2

OUTPUTS	COORDINATING ENTITY/ ENTITIES	BUDGETS (USD), INDICATORS, BASELINES, TARGETS	MEANS OF VERIFICATION	ASSUMPTIONS	INDICATOR RESULTS REPORTING
2.4.1. Global Monitoring Officer (P4, Geneva)	Technical Advisory Unit	Budget: IMI-SDG6 targeted funds Indicator: Number of years without staff changes Baseline: 7.6 Target: 9.6	UN-Water Annual Reports	Adequate resources are available	
2.4.2. Administrative Assistant (G4, Geneva)	Technical Advisory Unit	Budget: IMI-SDG6 targeted funds Indicator: Number of years without staff changes Baseline: 6.5 Target: 8.5	UN-Water Annual Reports	Adequate resources are available	
2.4.3. Office rent	Technical Advisory Unit	Budget: IMI-SDG6 targeted funds Indicator: Total expenditure on office rent in USD Baseline: 0 Target: 0	Consolidated Financial Reports from UNOPS	Adequate resources are available	
2.4.4. Strengthening coordination capacity of UN-Water in Results Area 2*	Technical Advisory Unit	Budget: 90,000 Indicator: Number of coordination calls between the Technical Advisory Unit and UN-Water Members, Partners, and other relevant regional and global initiatives Baseline: 0 Target: 20	IMI-SDG6 progress and financial reporting	Adequate resources are available	
Progress reporting					

OUTCOME FOR RESULTS AREA 3

Building on the efforts of UN-Water Members, Partners and other key stakeholders, coherent and coordinated outreach activities and products delivered and promoted to mobilize the public sector, civil society, the private sector, Member States including sub-national governments, the media and youth to take action, with particular focus on leaving no one behind.

CORE INDICATORS FOR RESULTS AREA 3

The activity of Expert Groups and Task Forces, as the main modalities for UN-Water Members and Partners to work together gives a strong indication of the scope of UN-Water's work:

- Percentage of Expert Groups and Task Forces with an updated mailing list.

The use of the UN-Water websites, website materials, and professional networks, gives an indication of UN-Water's role as a knowledge hub:

- Total number of sessions on UN-Water websites.
- Total number of downloads from the UN-Water websites.

The number of people who follow UN-Water and engage with its messages on social media gives an indication of the relevance and credibility of UN-Water's communication and the impact of the global campaigns:

- Total number of followers on UN-Water's social media channels.

- Total number of mentions in online conversations for World Water Day and World Toilet Day per year.

MAIN ACTIVITY 3.1

Main Activity 3.1 Supporting the International Decade for Action, "Water for Sustainable Development", 2018-2028

OUTPUTS	COORDINATING ENTITY/ ENTITIES	BUDGETS (USD), INDICATORS, BASELINES, TARGETS	MEANS OF VERIFICATION	ASSUMPTIONS	INDICATOR RESULTS REPORTING
3.1.1. Coordination of Decade Action Plan implementation	Task Force on Water Action Decade Implementation	Budget: 10,000 Indicator: Number of times the Water Action Decade is discussed in UN-Water Meetings Baseline: 4 Target: 4	UN-Water Meeting Reports	UN-Water Members and Partners participate actively in work	
3.1.2. Established, maintained and relevant Decade campaign website	Technical Advisory Unit	Budget: 30,000 Indicator 1: Updated Decade campaign website, including initiatives from UN-Water Members and Partners and UN Member States Baseline: 1 Target: 1 Indicator 2: Total number of website sessions per year ¹ Baseline: 30,000 Target: 30,000	Website records	Adequate funding is available	
3.1.3. Implementation of Decade Action Plan*	Relevant Members and Partners	Budget: - Indicator: Number of Task Force inputs Baseline: - Target: As necessary	Progress reports from Task Force on Water Action Decade Implementation	UN-Water Members and Partners participate actively in the work	
Progress reporting					

¹ Using an indicator per year is more relevant as the result can fluctuate from one year to another based on how high water is on the international agenda and events.

MAIN ACTIVITY 3.2

Main Activity 3.2. Maintaining a knowledge hub on water and sanitation

OUTPUTS	COORDINATING ENTITY/ENTITIES	BUDGETS (USD), INDICATORS, BASELINES, TARGETS	MEANS OF VERIFICATION	ASSUMPTIONS	INDICATOR RESULTS REPORTING
3.2.1. Knowledge hub maintained on the UN-Water corporate website	Technical Advisory Unit	<p>Budget: 75,000</p> <p>Indicator: Maintained Memorandum of Understanding with IISD</p> <p>Baseline: 1</p> <p>Target: 1</p>	Website records	Adequate funding is available	
3.2.2. Established, maintained and relevant UN-Water corporate website	Technical Advisory Unit	<p>Budget: 110,000</p> <p>Indicator 1: UN-Water website complying with UN website standards and maintained and up-to-date</p> <p>Baseline: 1</p> <p>Target: 1</p> <p>Indicator 2: Total number of sessions UN-Water's websites per year²</p> <p>Baseline: 980,000 (2022)</p> <p>Target: 1 million</p> <p>Indicator 3: Total number of downloads from UN-Water's websites per year³</p> <p>Baseline: 150,000</p> <p>Target: 160,000</p>	Website records	Adequate funding is available	

² Ibid

³ Ibid

OUTPUTS	COORDINATING ENTITY/ENTITIES	BUDGETS (USD), INDICATORS, BASELINES, TARGETS	MEANS OF VERIFICATION	ASSUMPTIONS	INDICATOR RESULTS REPORTING
3.2.3. Knowledge exchanged among practitioners	Relevant Expert Groups and Task Forces	Budget: - Indicator: Percentage of Expert Groups and Task Forces with an updated mailing list Baseline: 100 Target: 100	Progress reports from Expert Groups and Task Forces (including updated mailing list)	UN-Water Members and Partners participate actively in the work	
3.2.4. Information made available to relevant intergovernmental and professional networks	Technical Advisory Unit	Budget: 50,000 Indicator 1: Total number of members in UN-Water LinkedIn groups Baseline: 44,000 Target: 60,000 Indicator 2: Average number of posts per month in UN-Water LinkedIn groups Baseline: 60 Target: 60	LinkedIn and website records	Water professionals share information in groups	
Progress reporting					

MAIN ACTIVITY 3.3

Main Activity 3.3 Delivering and supporting global campaigns and activities

OUTPUTS	COORDINATING ENTITY/ ENTITIES	BUDGETS (USD), INDICATORS, BASELINES, TARGETS	MEANS OF VERIFICATION	ASSUMPTIONS	INDICATOR RESULTS REPORTING
3.3.1. World Water Day and World Toilet Day campaigns coordinated	Relevant Task Forces/ Expert Groups	<p>Budget: 200,000</p> <p>Indicator 1: Total number of mentions in online conversations for World Water Day and World Toilet Day⁴</p> <p>Baseline: 1.5 million (2022)</p> <p>Target: 1.8 million</p> <p>Indicator 2: Number of UN-Water Members and Partners on average who support and amplify the campaigns per year⁵</p> <p>Baseline: 35 (2022)</p> <p>Target: 40</p>	Website and social media records	UN-Water Members and Partners participate actively in the campaigns Adequate funding is available	

⁴ 'Mentions' are the number of times a single piece of content is created by an author. Measurement period: 21 February to 23 March.

⁵ Using an indicator per year is more relevant as the result can fluctuate from one year to another based on how high water is on the international agenda and events.

Main Activity 3.3 Delivering and supporting global campaigns and activities

OUTPUTS	COORDINATING ENTITY/ ENTITIES	BUDGETS (USD), INDICATORS, BASELINES, TARGETS	MEANS OF VERIFICATION	ASSUMPTIONS	INDICATOR RESULTS REPORTING
3.3.2. Strengthened World Water Day and World Toilet Day campaigns*	Relevant Task Forces/ Expert Groups	Budget: 100,000 Indicator 1: Creation of additional original audio-visual content Baseline: 0 Target: 12 Indicator 2: Number of views per original content Baseline: 5,000 views per content Target: 10,000 views per content	Website and social media records	UN-Water Members and Partners participate actively in the campaigns Adequate funding is available	
3.3.3. Engagement in UN actions on WASH and healthcare facilities and post-2023 Conference WASH-related actions	Expert Group on WASH	Budget: 10,000 Indicator: Global update on WASH progress on healthcare facilities supported Baseline: 0 Target: As necessary	UN-Water Meeting Reports	UN-Water Members and Partners participate actively in the work Adequate funding is available	
3.3.4. Communication with policy makers and experts from different sectors about the co-benefits of managing climate and water in an integrated manner	Expert Group on Water and Climate Change	Budget: 10,000 Indicator: See indicator 1.1.9 (3) Baseline: 0 Target: As necessary	Email correspondence	UN-Water Members and Partners participate actively in the work	

OUTPUTS	COORDINATING ENTITY/ ENTITIES	BUDGETS (USD), INDICATORS, BASELINES, TARGETS	MEANS OF VERIFICATION	ASSUMPTIONS	INDICATOR RESULTS REPORTING
3.3.5. Engagement in other relevant global celebrations	Technical Advisory Unit and relevant Members and Partners	Budget: - Indicator: Number of other relevant global celebrations with UN-Water engagement Baseline: 35 (2022) Target: 40	Website and social media records	UN-Water Members and Partners participate actively in the work	
Progress reporting					

MAIN ACTIVITY 3.4

Main Activity 3.4 Strengthening the UN-Water corporate brand

OUTPUTS	COORDINATING ENTITY/ ENTITIES	BUDGETS (USD), INDICATORS, BASELINES, TARGETS	MEANS OF VERIFICATION	ASSUMPTIONS	INDICATOR RESULTS REPORTING
3.4.1. Adequate branding, professional editing, layout, printing and translation ensured	Technical Advisory Unit	<p>Budget: 220,000</p> <p>Indicator 1: Percentage of new UN-Water publications on website with adequate branding, professional editing and layout</p> <p>Baseline: 90%</p> <p>Target: 90%</p> <p>Indicator 2: Percentage of new UN-Water publications on website translated into languages other than English</p> <p>Baseline: 40%</p> <p>Target: 60%</p>	Website records	<p>Professional editors, designers and translators can be contracted</p> <p>Adequate funding is available</p> <p>Internal documents may not need branding, editing, layout and translation</p>	
3.4.2. UN-Water outreach ensured (incl. social media)	Technical Advisory Unit	<p>Budget: 260,000</p> <p>Indicator: Number of friends and followers on Facebook, X, Instagram and YouTube per year⁶</p> <p>Baseline: 580,000 (2022)</p> <p>Target: 650,000</p>	Social media records	<p>UN-Water Members and Partners support UN-Water presence in social media</p> <p>Adequate funding is available</p>	
Progress reporting					

⁶ Ibid

MAIN ACTIVITY 3.5

Main Activity 3.5 Supporting Results Area 3

OUTPUTS	COORDINATING ENTITY/ENTITIES	BUDGETS (USD), INDICATORS, BASELINES, TARGETS	MEANS OF VERIFICATION	ASSUMPTIONS	INDICATOR RESULTS REPORTING
3.5.1. Communications Manager (P4, Geneva)	Technical Advisory Unit	Budget: 364,000 Indicator: Number of years without staff changes Baseline: 10 years Target: 12 years	UN-Water Meeting Reports	Adequate resources are available	
3.5.2. Strengthening coordination capacity of UN-Water in Results Area 3*	Technical Advisory Unit	Budget: 90,000 Indicator 1: Additional communications activities undertaken, e.g. by the UN-Water communications network, to strengthen the coordination of UN-Water and outreach Baseline: 0 Target: 3	Trello board, social media and website records	Adequate resources are available	
Progress reporting					

Results Area 4 Effective management of efforts aimed at improved coordination and coherence among UN-Water Members and Partners at all levels

OUTCOME FOR RESULTS AREA 4

An efficient, non-bureaucratic mechanism providing value added support to Members and Partners and contributing to the positive impact of United Nations family operations on water-related issues.

CORE INDICATORS FOR RESULTS AREA 4

The number of participants at the UN-Water biannual meetings, the main decision-making event of UN-Water, gives a strong indication of how important UN-Water is perceived by its Members and Partners:

- Average number of UN-Water Members/ Partners participating at UN-Water Meetings.

The transactions of the Trust Fund give a strong indication of the scope of UN-Water's work:

- Percentage of expenditures versus income.

MAIN ACTIVITY 4.1

Main Activity 4.1 Improving coordination and coherence among UN-Water Members and Partners

OUTPUTS	COORDINATING ENTITY/ ENTITIES	BUDGETS (USD), INDICATORS, BASELINES, TARGETS	MEANS OF VERIFICATION	ASSUMPTIONS	INDICATOR RESULTS REPORTING
4.1.1. UN-Water Meetings and Joint Steering Group meetings, including UN-Water Meetings at the UN Executive Heads level	Technical Advisory Unit	<p>Budget: 40,000</p> <p>Indicator 1: Average number of UN-Water Members/Partners participating at UN-Water Meetings</p> <p>Baseline: 18/25</p> <p>Target: Quorum</p> <p>Indicator 2: Engagements of the Joint Steering Group</p> <p>Baseline: 4</p> <p>Target: 4</p> <p>Indicator 3: Number of UN-Water Meetings at the UN Executive Heads level</p> <p>Baseline: 0</p> <p>Target: 2</p>	UN-Water and Joint Steering Group Meeting Reports	<p>The two annual UN-Water Meetings are the most important forum for the UN-Water SPMs to discuss coherence of action and strategies</p> <p>The UN-Water Meetings at the UN Executive Heads Level are organized on the margins of relevant events, e.g., the UN System Chief Executives Board for Coordination (CEB) Meetings</p> <p>Meetings are well organized with enough time dedicated to relevant agenda items</p> <p>Adequate representation by UN-Water Members</p> <p>Meetings are to the extent possible in person</p>	

OUTPUTS	COORDINATING ENTITY/ ENTITIES	BUDGETS (USD), INDICATORS, BASELINES, TARGETS	MEANS OF VERIFICATION	ASSUMPTIONS	INDICATOR RESULTS REPORTING
4.1.2. UN-Water Meetings and Joint Steering Group meetings, including UN-Water Meetings at the UN Executive Heads level	Technical Advisory Unit	Budget: 40,000 Indicator 1: Average number of UN-Water Members/Partners participating at UN-Water Meetings Baseline: 18/25 Target: Quorum Indicator 2: Engagements of the Joint Steering Group Baseline: 4 Target: 4 Indicator 3: Number of UN-Water Meetings at the UN Executive Heads level Baseline: 0 Target: 2	UN-Water and Joint Steering Group Meeting Reports	<p>The two annual UN-Water Meetings are the most important forum for the UN-Water SPMs to discuss coherence of action and strategies</p> <p>The UN-Water Meetings at the UN Executive Heads Level are organized on the margins of relevant events, e.g., the UN System Chief Executives Board for Coordination (CEB) Meetings</p> <p>Meetings are well organized with enough time dedicated to relevant agenda items</p> <p>Adequate representation by UN-Water Members</p> <p>Meetings are to the extent possible in person</p>	
4.1.3. Liaison with CEB/HLCP Secretariat and other relevant coordination mechanisms and partnerships	Technical Advisory Unit	Budget: - Indicator: Number of submissions to CEB and HLCP Baseline: 2 Target: 2	CEB and HLCP meeting reports	CEB and HLCP continue requesting support from UN-Water	

OUTPUTS	COORDINATING ENTITY/ ENTITIES	BUDGETS (USD), INDICATORS, BASELINES, TARGETS	MEANS OF VERIFICATION	ASSUMPTIONS	INDICATOR RESULTS REPORTING
4.1.4. Up-to-date UN-Water Inventory	Technical Advisory Unit	Budget: - Indicator: Number of Members and Partners included with up-to-date information in the online UN-Water Inventory Baseline: 58 Target: 60	Website records	UN-Water Members and Partners provide input to the biennial Work Programme Adequate resources are available	
4.1.5. Support to coordination activities, including Task Forces and Expert Groups coordination, and championing and advocating for water issues at the highest levels, prioritizing levels, prioritizing water and sanitation programmes*	UN-Water Members and Partners	Budget: 200,000 Indicator 1: Number of actions to support the coordination, including Task Forces and Expert Groups coordination, championing and advocating for water issues at the highest levels, prioritizing and upscaling water and sanitation programmes Baseline: 0 Target: As necessary Indicator 2: Number of onboarding and regular check-in meetings with UN-Water Members and Partners by Technical Advisory Unit Baseline: - Target: As necessary	UN-Water Meeting Reports Website records Progress reports from Expert Groups and Task Forces	UN-Water Members and Partners participate and contribute actively in the work Adequate funding is available	
Progress reporting					

MAIN ACTIVITY 4.2

Main Activity 4.2 Ensuring effective management

OUTPUTS	COORDINATING ENTITY/ ENTITIES	BUDGETS (USD), INDICATORS, BASELINES, TARGETS	MEANS OF VERIFICATION	ASSUMPTIONS	INDICATOR RESULTS REPORTING
4.2.1. Management of the Inter-Agency Trust Fund	UNOPS	Budget: 420,000 Indicator: Percentage of expenditures versus income Baseline: 99% Target: 100%	Consolidated Financial Reports from UNOPS	UNOPS provides efficient administration of the UN-Water Inter-Agency Trust Fund Adequate resources are available	
4.2.2. Establishment and setting up of additional trust fund at UNDP MPTFO	UNDP MPTFO	Budget: 420,000 Indicator: Trust Fund hosted by UNDP MPTFO operational Baseline: 0 Target: 1			
4.2.3. Biennial Work Programmes, Annual Reports and Progress Monitoring Reports	Technical Advisory Unit	Budget: - Indicator 1: Biennial UN-Water Work Programme Baseline: 1 Target: 1 Indicator 2: UN-Water Annual Reports Baseline: 2 Target: 2	Website records	UN-Water Members and Partners provide input to the biennial Work Programme Adequate resources are available	
4.2.4. Mid-term review of the UN-Water 2030 Strategy	Technical Advisory Unit	Budget: 50,000 Indicator: Mid-term review of the UN-Water 2030 Strategy completed Baseline: 1 Target: 1	Website records	UN-Water Members and Partners provide input to Mid-term review of the UN-Water 2030 Strategy Adequate resources are available	
Progress reporting					

MAIN ACTIVITY 4.3

Main Activity 4.3 Supporting Results Area 4

OUTPUTS	COORDINATING ENTITY/ ENTITIES	BUDGETS (USD), INDICATORS, BASELINES, TARGETS	MEANS OF VERIFICATION	ASSUMPTIONS	INDICATOR RESULTS REPORTING
4.3.1. Chief Technical Adviser (P5, Geneva)	Technical Advisory Unit	Budget: 578,000 Indicator: Number of years without staff changes Baseline: 12.3 Target: 14.3	UN-Water Meeting Reports	Adequate resources are available	
4.3.2. Resources Mobilization and Partnership Officer (P4, Geneva)	Technical Advisory Unit	Budget: 400,000 Indicator: Officer recruited Baseline: 0 Target: 1	UN-Water Meeting Reports	Adequate resources are available	
4.3.3. Administrative Assistant (G5, Geneva)	Technical Advisory Unit	Budget: 328,000 Indicator: Number of years without staff changes Baseline: 10 Target: 12	UN-Water Meeting Reports	Adequate resources are available	
4.3.4. Travel	Technical Advisory Unit	Budget: 70,000 Indicator: Total expenditure on travel of UN-Water Management Team in USD Baseline: 0 Target: 70,000	Consolidated Financial Reports from UNOPS	Adequate resources are available	

OUTPUTS	COORDINATING ENTITY/ ENTITIES	BUDGETS (USD), INDICATORS, BASELINES, TARGETS	MEANS OF VERIFICATION	ASSUMPTIONS	INDICATOR RESULTS REPORTING
4.3.5. Misc. office costs (e.g. ICT, phone bills, stationeries)	Technical Advisory Unit	Budget: 60,000 Indicator: Total expenditure on misc. office costs in USD Baseline: 0 Target: 60,000	Consolidated Financial Reports from UNOPS	Adequate resources are available	
4.3.6. Office rent	Technical Advisory Unit	Budget: - Indicator: Total expenditure on office rent in USD Baseline: 0 Target: 0	Consolidated Financial Reports from UNOPS	Adequate resources are available	
4.3.7. Strengthening coordination capacity of UN-Water in Results Area 4*	Technical Advisory Unit	Budget: 90,000 Indicator: Additional management activities undertaken to strengthen the coordination capacity of UN-Water in Results Area 4 Baseline: 0 Target: As necessary	UN-Water Meeting Reports	Adequate resources are available	
Progress reporting					

NB: Output marked with * refer to the strengthened and transformative options presented in the SDG 6 Synthesis Report on Water and Sanitation 2023 (section 4.4.3) and will be delivered by UN-Water assuming enough funding is available and/or mandates as appropriate.

Annex 2 UN-Water Indicative Budget 2024-2025

MAIN ACTIVITIES	OUTPUTS	COORDINATING ENTITY(IES)	INDICATIVE CORE COORDINATION BUDGET 2024-2025 (USD)
Results Area 1 Informing policy processes and addressing emerging issues			3,138,140
1.1 Providing substantive input to and participating in relevant policy processes and events			
	Development of UN system-wide strategy on water and sanitation, based on the SDG 6 Global Acceleration Framework*	Expert Group on the 2030 Agenda	20,000
	Support provided to the UN Special Envoy for Water*	Expert Group on the 2030 Agenda	200,000
	Coordination of activities related to SDG 6 Global Acceleration Framework and Water Action Agenda	Expert Group on the 2030 Agenda	20,000
	Implementation of activities related to SDG 6 Global Acceleration Framework and Water Action Agenda*	UN-Water Members and Partners	350,000
	Implementation of activities related to mainstreaming water across relevant intergovernmental processes*	UN-Water Members and Partners	350,000
	Annual SDG 6/Water Action Agenda Special Event at HLPF	Technical Advisory Unit	20,000
	Consolidated water and sanitation related technical input to the 2030 Agenda as needed	Expert Group on the 2030 Agenda	-
	Input to SDG reviews at all levels as needed	Expert Group on the 2030 Agenda	-
	Input on climate and water related issues to the UNFCCC processes as needed	Expert Group on Water and Climate Change	10,000
	Input to post-2020 global biodiversity framework as needed	CBD	5,000
	Input to the Sendai Framework for Disaster Risk Reduction as needed	UNDRR	10,000
	Response to requests from the United Nations General Assembly as they arise	Expert Group on the 2030 Agenda	-
	Response to requests from the United Nations Executive Committee as needed	Technical Advisory Unit	-
	UN-Water Policy Brief on transboundary waters cooperation	Expert Group on Transboundary Waters	-

MAIN ACTIVITIES	OUTPUTS	COORDINATING ENTITY(IES)	INDICATIVE CORE COORDINATION BUDGET 2024-2025 (USD)
	Other possible UN-Water Policy Briefs as needed	Expert Groups/Task Forces	20,000
1.2 Country and regional level engagement	Technical assistance to UN Resident Coordinators and UN Country Teams as needed	Task Force on Country Level Engagement	100,000
	Operationalization of the SDG 6 Global Acceleration Framework and implementation of the Water Action Agenda and UN system-wide strategy on water and sanitation in countries*	Task Force on Country Level Engagement	400,000
	Assessment of coordination of water actions at the country level	Task Force on Country Level Engagement	30,000
	Strengthened regional coordination	Expert Group on Regional Level Coordination	55,640
	Human rights road map implemented	Expert Group on WASH	55,000
	SDG 6 Country Acceleration Case Studies delivered	Expert Group on the 2030 Agenda	100,000
	SDG 6 Capacity Development Initiative	UNDESA, UNESCO	(targeted funds)
1.3 Addressing emerging issues			
	Possible UN-Water Analytical Briefs as needed	Expert Groups/Task Forces	10,000
1.4 Providing technical input to the Inter-agency and Expert Group on SDG Indicators (IAEG-SDGs)			
	Input to the IAEG-SDGs	Integrated Monitoring Initiative Steering Committee	-
1.5 Supporting Results Area 1			
	Programme Officer (P4, New York)	Technical Advisory Unit	462,000
	Technical Officer (P3, New York)	Technical Advisory Unit	353,000
	Technical Officer (P3, Geneva)	Technical Advisory Unit	359,000
	Co-financing of the third year of Swedish JPO	Technical Advisory Unit	118,500
	Strengthening coordination capacity of UN-Water in Results Area 1*	Technical Advisory Unit	90,000

MAIN ACTIVITIES	OUTPUTS	COORDINATING ENTITY(IES)	INDICATIVE CORE COORDINATION BUDGET 2024-2025 (USD)
Results Area 2	Supporting monitoring and reporting on water and sanitation		790,000
2.1 Engaging Member States and enhancing national capacity to collect, analyse and report data on all SDG 6 global indicators			
	Monitoring framework including methods, materials and tools refined and maintained for each SDG 6 global indicator, and the value of the indicators maximized for use in policy and decision-making	Integrated Monitoring Initiative Steering Committee	(targeted funds)
	Technical support, strategic advice and capacity development for monitoring is provided to countries for each SDG 6 global indicator	Integrated Monitoring Initiative Steering Committee	300,000
	Data obtained and validated from countries for each SDG 6 global indicator	Integrated Monitoring Initiative Steering Committee	(targeted funds)
	Progress reporting including data analysis, publication and dissemination for each SDG 6 global indicator	Integrated Monitoring Initiative Steering Committee	(targeted funds)
2.2 Enabling policy- and decision-makers at all levels to draw upon the interdependencies between SDG 6 targets and maximize benefits of water and sanitation monitoring data in a holistic manner			
	Capacity and processes for technically sound and coordinated monitoring, reporting, analysis and use of data across all targets and indicators of SDG 6 at the country level are improved	Integrated Monitoring Initiative Steering Committee	100,000
	Indicator-specific use of SDG 6 data to inform target setting, policy, planning, investment and management of water resources at all levels	Integrated Monitoring Initiative Steering Committee, Technical Advisory Unit	100,000
	Cross-cutting analysis, outreach and use of SDG 6 data (including the SDG 6 Data Portal) to inform target setting, policy, planning, investment and management of water resources at all levels	Integrated Monitoring Initiative Steering Committee	200,000
	Coordination, strategic advisory groups, work plans and calendars, budgets and financing agreements in place for monitoring of SDG 6	Integrated Monitoring Initiative Steering Committee	(targeted funds)
2.3 Delivering the United Nations World Water Development Report			

MAIN ACTIVITIES	OUTPUTS	COORDINATING ENTITY(IES)	INDICATIVE CORE COORDINATION BUDGET 2024-2025 (USD)
	United Nations World Water Development Report	UNESCO	(targeted funds)
2.4 Supporting Results Area 2			
	Global Monitoring Officer (P4, Geneva)	Technical Advisory Unit	(targeted funds)
	Administrative Assistant (G4, Geneva)	Technical Advisory Unit	(targeted funds)
	Office rent	Technical Advisory Unit	(targeted funds)
	Strengthening coordination capacity of UN-Water in Results Area 2*	Technical Advisory Unit	90,000
Results Area 3 Building knowledge and inspiring people to take action			1,879,000
3.1 Supporting the International Decade for Action, "Water for Sustainable Development", 2018-2028			
	Coordination of Decade Action Plan implementation	Task Force on the Water Action Decade Implementation	10,000
	Established, maintained and relevant Decade campaign website	Technical Advisory Unit	30,000
	Implementation of Decade Action Plan*	Relevant Members and Partners	350,000
3.2 Maintaining a knowledge hub on water and sanitation			
	Knowledge hub maintained on the UN-Water corporate website	Technical Advisory Unit	75,000
	Established, maintained and relevant UN-Water corporate website	Technical Advisory Unit	110,000
	Knowledge exchanged among practitioners	Relevant Expert Groups and Task Forces	-
	Information made available to relevant intergovernmental and professional networks	Technical Advisory Unit	50,000
3.3 Delivering and supporting global campaigns and activities			
	World Water Day and World Toilet Day campaigns coordinated	Relevant Task Force	200,000

MAIN ACTIVITIES	OUTPUTS	COORDINATING ENTITY(IES)	INDICATIVE CORE COORDINATION BUDGET 2024-2025 (USD)
	Strengthened World Water Day and World Toilet Day campaigns*	Relevant Task Force	100,000
	Engagement in UN actions on WASH and healthcare facilities and post-2023 Conference WASH related actions	Expert Group on WASH	10,000
	Communication with policymakers and experts from different sectors about the co-benefits of managing climate and water in an integrated manner	Expert Group on Water and Climate Change	10,000
	Engagement in other relevant global celebrations	Technical Advisory Unit and relevant Members and Partners	-
3.4 Strengthening the UN-Water corporate brand			
	Adequate branding, professional editing, layout, printing and translation ensured	Technical Advisory Unit	220,000
	UN-Water outreach ensured (incl. social media)	Technical Advisory Unit	260,000
3.5 Supporting Results Area 3			
	Communications Manager (P4, Geneva)	Technical Advisory Unit	364,000
	Strengthening coordination capacity of UN-Water in Results Area 3*	Technical Advisory Unit	90,000
Results Area 4 Effective management of efforts aimed at improved coordination and coherence among UN-Water Members and Partners at all levels			2,256,000
4.1 Improving coordination and coherence among UN-Water Members and Partners			
	UN-Water Meetings and Joint Steering Groups meetings, including UN-Water Meetings at the UN Executive Heads level	Technical Advisory Unit	40,000
	Liaison with CEB/HLCP Secretariat and other relevant coordination mechanisms and partnerships	Technical Advisory Unit	-
	Up-to-date UN-Water Inventory	Technical Advisory Unit	-
	Support to coordination activities, including Task Forces and Expert Groups coordination, and championing and advocating for water issues at the highest levels, prioritizing and upscaling water and sanitation programmes*	UN-Water Members and Partners	200,000
4.2 Ensuring effective management			

MAIN ACTIVITIES	OUTPUTS	COORDINATING ENTITY(IES)	INDICATIVE CORE COORDINATION BUDGET 2024-2025 (USD)
	Management of the Inter-Agency Trust Fund at UNOPS	UNOPS	420,000
	Establishment and setting up of additional trust fund at UNDP/MPTFO	TBD	20,000
	Biennial Work Programmes, Annual Reports and Progress Monitoring Reports	Technical Advisory Unit	-
	Mid-term review of the UN-Water 2030 Strategy	Technical Advisory Unit	50,000
4.3 Supporting Results Area 4			
	Chief Technical Adviser (P5, Geneva)	Technical Advisory Unit	578,000
	Resources Mobilization and Partnership Officer (P4, Geneva)	Technical Advisory Unit	400,000
	Administrative Assistant (G5, Geneva)	Technical Advisory Unit	328,000
	Misc. Travel	Technical Advisory Unit	70,000
	Misc. office costs (e.g. ICT, phone bills, stationeries)	Technical Advisory Unit	60,000
	Office rent	Technical Advisory Unit	-
	Strengthening coordination capacity of UN-Water in Results Area 4*	Technical Advisory Unit	90,000
Indicative administrative overhead (7% for core coordination)			564,420
Total (USD)			8,627,560
NB: Output marked with * refer to the strengthened and transformative options presented in the SDG 6 Synthesis Report on Water and Sanitation 2023 (section 4.4.3) and will be delivered by UN-Water assuming enough funding is available and/or mandates as appropriate.			2,107,900
Of which * output-related budget amounts to Members and Partners, including through Task Forces and Expert Groups			
			385,200

Annex 3

UN-Water Members

(35 as at December 2023)

United Nations Secretariat

Office of the United Nations High Commissioner for Human Rights (OHCHR)

United Nations Department of Economic and Social Affairs (UN DESA)

United Nations Office for Disaster Risk Reduction (UNDRR)

United Nations Office for Outer Space Affairs (UNOOSA)

Programmes and funds

United Nations Capital Development Fund (UNCDF)

United Nations Children's Fund (UNICEF)

United Nations Conference on Trade and Development (UNCTAD)

United Nations Development Programme (UNDP)

United Nations Entity for Gender Equality and the Empowerment of Women (UN Women)

United Nations Environment Programme (UNEP)

United Nations High Commissioner for Refugees (UNHCR)

United Nations Human Settlements Programme (UN-Habitat)

World Food Programme (WFP)

Regional Commissions

United Nations Economic Commission for Africa (UNECA)

United Nations Economic Commission for Europe (UNECE)

United Nations Economic Commission for Latin America and the Caribbean (UNECLAC)

United Nations Economic and Social Commission for Asia and the Pacific (UNESCAP)

United Nations Economic and Social Commission for Western Asia (UNESCWA)

Specialized agencies

Food and Agriculture Organization of the United Nations (FAO)

International Fund for Agricultural Development (IFAD)

International Labour Organization (ILO)

International Telecommunication Union (ITU)

United Nations Educational, Scientific and Cultural Organization (UNESCO)

United Nations Industrial Development Organization (UNIDO)

United Nations Institute for Training and Research (UNITAR)

The World Bank Group (WB)

World Health Organization (WHO)

World Meteorological Organization (WMO)

World Tourism Organization (UNWTO)

Other entities

United Nations University (UNU)

United Nations-related organizations

International Atomic Energy Agency (IAEA)

International Organization for Migration (IOM)

Conventions

Secretariat of the Convention on
Biological Diversity (CBD)

Secretariat of the United Nations Convention
to Combat Desertification (UNCCD)

Secretariat of the United Nations Framework
Convention on Climate Change (UNFCCC)

Annex 4

UN-Water Partners

(48 as at December 2021)

AquaFed

CDP

Center for Affordable Water and Sanitation Technology (CAWST)

Conservation International

Gender and Water Alliance (GWA)

Geneva Water Hub

Global Water Partnership (GWP)

Green Climate Fund (GCF)*

Human Right 2 Water (HR2W)

International Association for Hydro-Environment Engineering and Research (IAHR)

International Association for Water Law (AIDA)

International Association of Hydrogeologists (IAH)

International Association of Hydrological Sciences (IAHS)

International Commission on Irrigation and Drainage (ICID)

International Groundwater Centre (IGRAC)

International Hydropower Association (IHA)

IHE Delft Institute for Water Education

International Institute for Applied Systems Analysis (IIASA)

International Institute for Sustainable Development (IISD)

International Network of Basin Organizations (INBO)

International Union for Conservation of Nature (IUCN)

International Water and Sanitation Centre (IRC)

International Water Association (IWA)

International Water Management Institute (IWMI)

International Water Resources Association (IWRA)

Mandate of the United Nations Special Rapporteur on the Human Rights to Safe Drinking Water and Sanitation*

Public Services International (PSI)

Ramsar Convention

Rural Water Supply Network (RWSN)

Sanitation and Hygiene Fund (SHF)*

Sanitation and Water for All (SWA)*

Stakeholder Forum for a Sustainable Future

Stockholm International Water Institute (SIWI)

Toilet Board Coalition (TBC)

United Nations Global Compact*

United Cities and Local Governments (UCLG)

Water Environment Federation (WEF)

Water Integrity Network

Water.org

WaterAid

Women for Water Partnership (WfWP)

World Business Council for Sustainable
Development (WBCSD)

World Council of Civil Engineers (WCCE)

World Federation of Engineering Organizations

World Resources Institute (WRI)

World Water Council (WWC)

World Wide Fund for Nature (WWF)

World Youth Parliament for Water (WYPW)

* Partner with Special Status

Annex 5

Acronyms

UN: United Nations

SDG: Sustainable Development Goal

HLPF: High-level Political Forum

IAEG-SDGs: Inter-agency and Expert Group
on Sustainable Development Goal Indicators

UNSD: United Nations Statistics Division

IMI-SDG6: UN-Water Integrated
Monitoring Initiative for SDG 6

JMP: WHO/UNICEF Joint Monitoring Programme
for Water Supply, Sanitation and Hygiene

GLAAS: UN-Water Global Analysis and
Assessment of Sanitation and Drinking-Water

UN WWDR: United Nations World
Water Development Report

JSG: UN-Water Joint Steering Group

HLCP: High Level Committee on Programmes

CEB: United Nations System Chief
Executives Board for Coordination



**United
Nations**

